

## Parent information sheet

This new learning is starting the unit on multiplication and division.

The unit starts with making equal groups.

Work through the PDF teaching slides with your child, this will help to teach children about making equal groups.

I have added in any notes / questions for each page in red to help support you as a parent with the teaching of this skill.

### Activity 1

This is a practical activity. For this task children use objects to make equal groups. This helps children to see and recognise equal groups.

Eg. groups of 3



### Activity 2

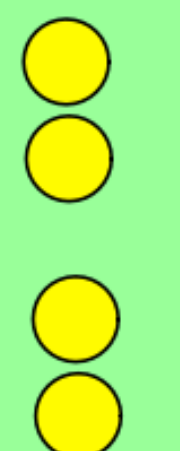


Part 1—draw the missing objects to make each group equal

Part 2—match the correct picture to the correct sentence.

## Activity 1—Make equal groups

### Practical task

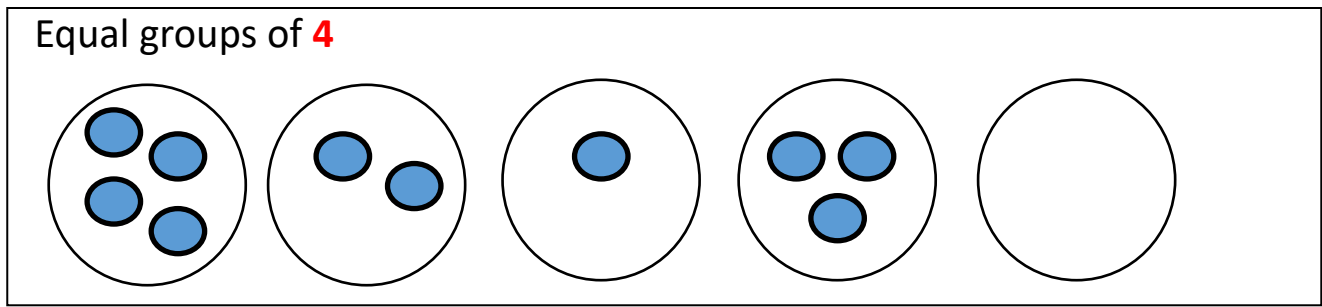
Use the different objects (pasta, lego, pens, coins etc) to make equal groups.



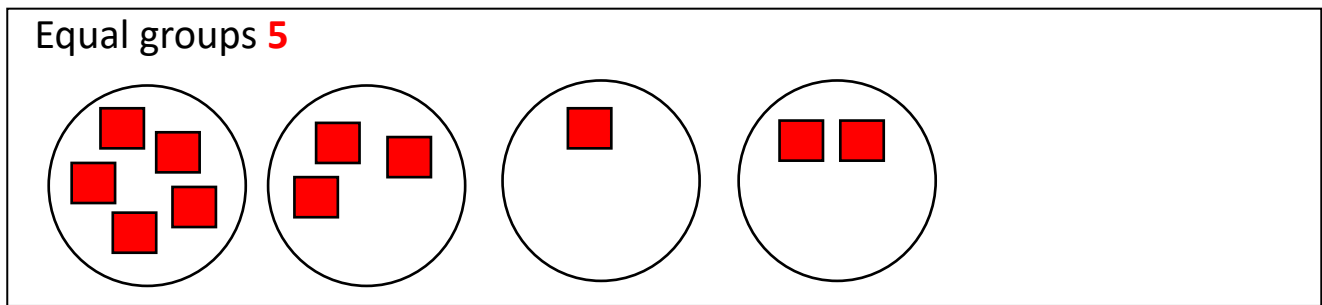
# Activity 1—Make equal groups

Complete the drawings to show equal groups.

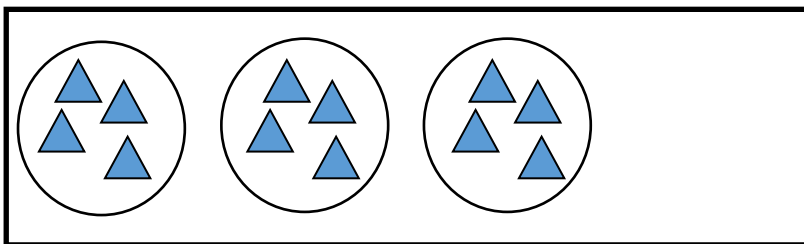
Equal groups of **4**




Equal groups **5**



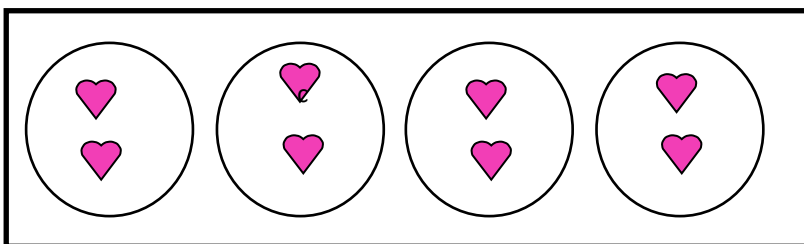
Match the words to the correct representation



2 groups of 3



4 groups of 2



3 groups of 4