

## Parent information sheet

This activity follows on from last weeks new learning continuing to look at adding equal groups (repeated addition).

Use the PDF teaching slides to recap and consolidate on adding equal groups/ repeated addition. Work through these with your child to work to them completing their task more independently.

Use practical objects to help support learning where necessary.

**Activity 1**—During school we would do this half way through the teaching slides to let them practise what we have been discussing.

Cut out both sheets into squares, match the repeated addition calculation with the matching sentence.

**Activity 2**— Complete the groups to make them equal, write the matching calculation.

**Activity 2**— This activity is a slightly more challenging version of activity 2. It is less scaffolding which means children have to think more themselves and work through more steps.

**Activity 3**— Challenge task , spot the mistake and correct it.

**Activity 4**—Challenge activity—word problems linked to adding equal groups.

Activity 1—cut up to match with page 2

2 groups of 3	3 groups of 5
4 groups of 3	5 groups of 2
4 groups of 5	3 groups of 4

Activity 1—cut up to match with page 1

$$3 + 3$$

$$5 + 5 + 5$$

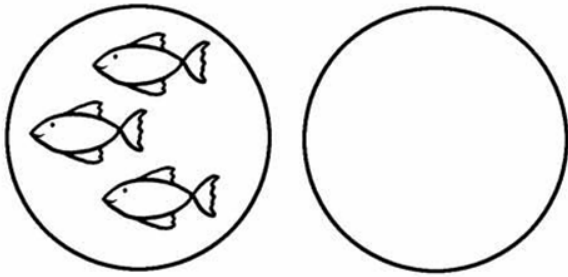
$$3 + 3 + 3 + 3$$

$$2 + 2 + 2 + 2 + 2$$

$$5 + 5 + 5 + 5$$

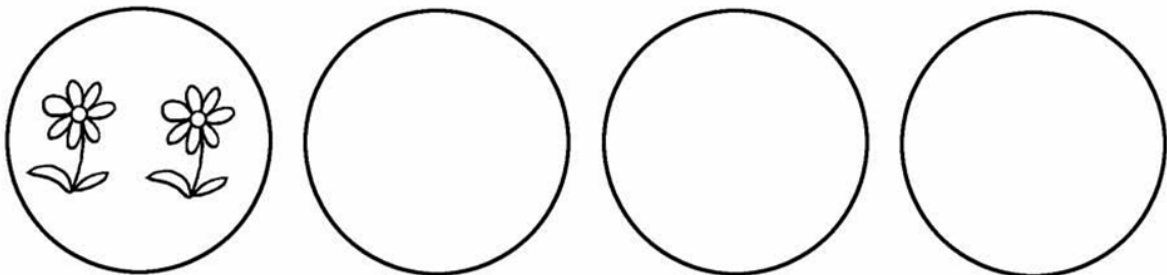
$$4 + 4 + 4$$

Activity 2—Complete the groups to make them equal, write the matching calculation.




2 groups of 3

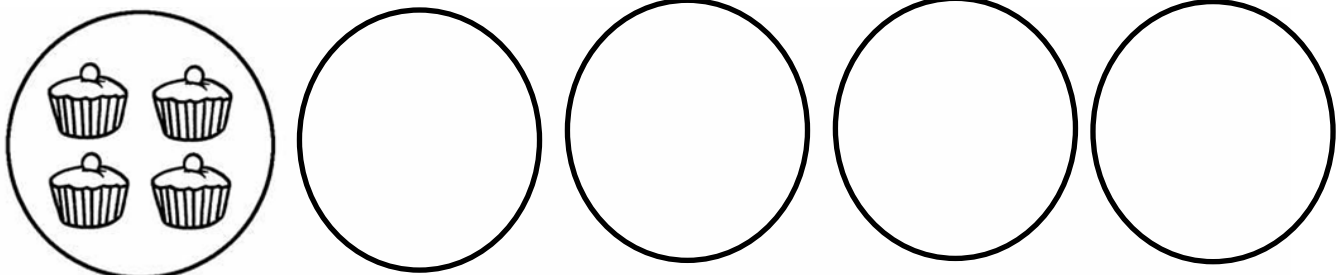
$3 + 3 =$



4 groups of 2



3 groups of 5



5 groups of 4

## Activity 2—Less scaffolded activity

Draw the groups with equal amounts in, write the matching calculation.

5 groups of 4

3 groups of 6

5 groups of 3

2 groups of 7

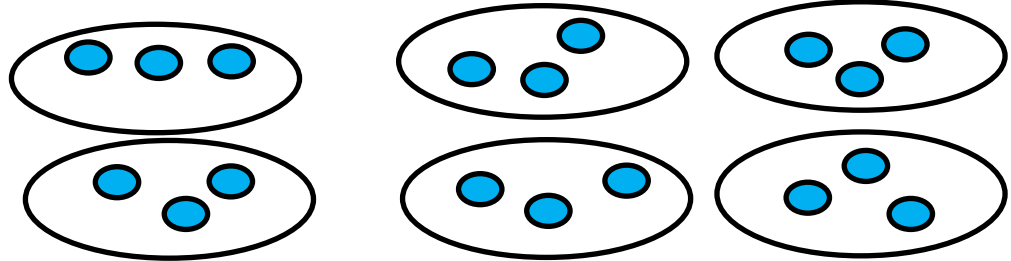
---

### Activity 3

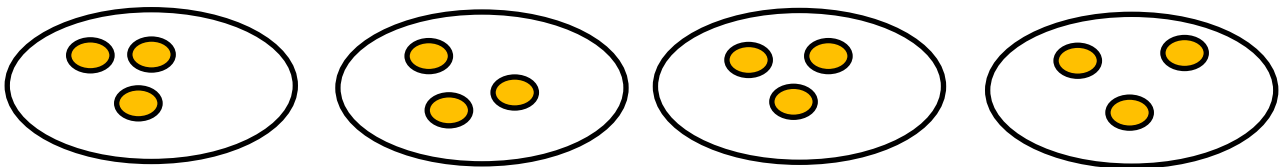
Challenge task—Spot the mistake and correct it



6 groups of 3     $3 + 3 + 3 + 3 + 3 + 3 = 16$



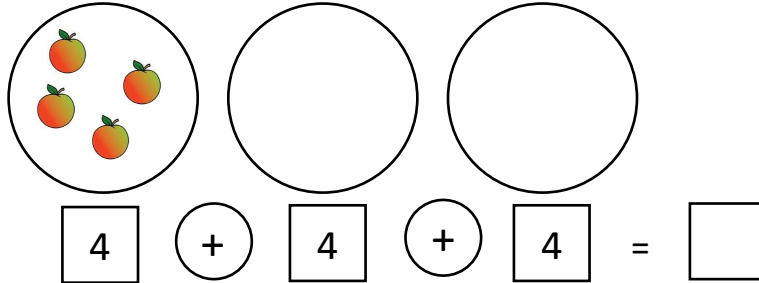
3 groups of 4     $4 + 4 + 4 = 12$



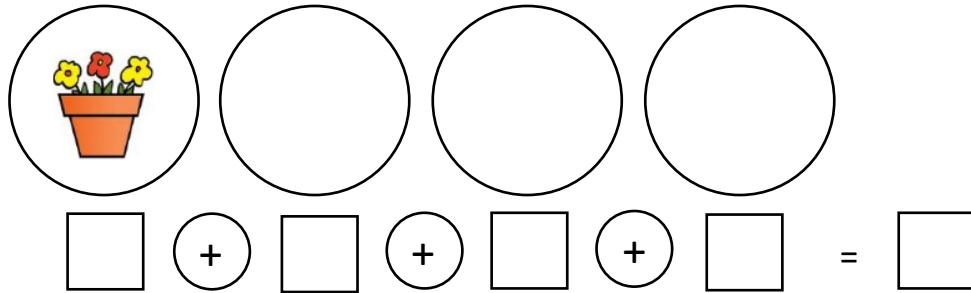
## Activity 4—Challenge—word problems linked to repeated addition.

Draw the groups first then draw the items inside. Write the repeated addition in the box.

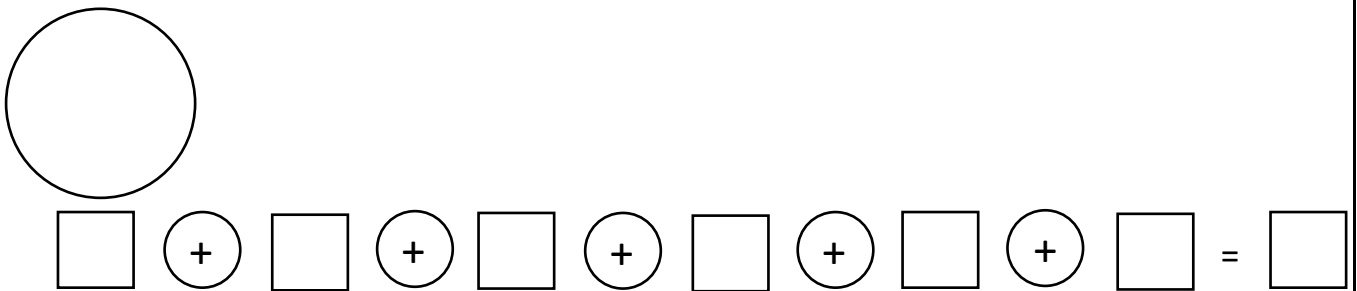
Apples come in bags of four. Goldilocks buys three bags of apples. How many apples does she have in total?



There are three flowers in each pot. How many flowers are there altogether in four pots?



Cakes come in packs of two. How many cakes are there in total in six packs?



There are six bananas in each bag. Mother Bear buys two bags. How many bananas does she buy altogether?