

Weekly Distance Learning plan

Year group: 5







Date: w/c 1st June 2020



Please access as much of this learning as you feel is suitable for your child – we understand that families are in very different situations with access to different devices and varying amounts of time available to them. Stay safe.

Subject	Task/Activity	Easier/Harder	Notes
Maths 1 (Recap)	<p>Complete the maths arithmetic paper.</p> <p>This is a half paper with 14 questions to get you back in the swing of working out arithmetic questions.</p> <p>Good luck!</p>	<p>Use the support sheets uploaded to help you if you need to remind yourself of which method you need to use.</p> <p>Week 5 – 3. Arithmetic support sheet</p> <p>Week 5 – 4. Fraction Support Cards</p> <p>. If you find a question difficult, miss it out. Then, at the end look at the answer and see if you can work out how to solve it.</p>	<p>Similar to last time if you are struggling on a question you can skip the question and check the answer at the end.</p> <p>Then, try to retrace your steps to work it out after.</p>
Maths 2 (new learning)	<p>Use the link below to get to the white rose home learning pack for year 5</p> <p>. Follow the page and ensure you are watching the video and completing the task for WEEK 2- Lesson 1 - Rounding decimals.</p> <p>Watch the video and complete the task booklet. Get the answers once you have completed the task to see how you've done.</p>	<p>Red – complete task booklet questions 1-5</p> <p>Amber/Green – complete ALL task booklet questions</p>	<p>Write the numbers onto the number line as support.</p> <p>Q5 + - draw out a number line to help answer questions if you need to.</p>

	https://whiterosemaths.com/homelearning/year-5/		
Reading	<p>The Magic Box by Kit Wright. Follow Mrs Gould's video to listen to the poem, have a recap on the reading apples and help with answering some of the comprehension questions.</p> <p>https://www.youtube.com/watch?v=iyZh4UYHw48</p>	<p>Extension: What might you put in your magic box? What might your box be made from? Could you put these ideas into a poem? Use the template to help.</p>	<p>Some of you will not need as much help as I have given in the video although it will be good to refresh your memory on the reading apples.</p>
Spelling	<p>Learn these new double consonants spellings.</p> <p><i>accidentally</i> <i>equipped</i> <i>especially</i> <i>exaggerate</i> <i>excellent</i> <i>immediate</i> <i>immediately</i> <i>necessary</i> <i>occasion</i> <i>occasionally</i> <i>programme</i> <i>recommend</i> <i>suggest</i></p> <p>Practise them daily using the Look, Cover, Write, Check method.</p> <p>Try the double consonant quiz. https://www.educationquizzes.com/ks2/english/spelling-double-consonants/</p>	<p>E: Choose 5 words to work on.</p> <p>H: Choose 6 to place into sentences.</p>	<p>Make sure you know what the words mean.</p> <p>Double consonants in the middle of a word mark the boundary of two syllables. A double consonant follows a short vowel.</p> <p>*Write out these sentences including all the correct punctuation:</p> <p>this morning I accidentally forgot my homework</p> <p>go to your bedroom immediately shouted ellie</p> <p>the striker who occasionally misses scored an excellent goal</p>
Writing	The Human Lifecycle	E: Keep each to a single sentence or two.	You can use the images provided or use some of your

	<p>Look at the information about the human lifecycle. Your task is to then create a poster explaining the 6 main stages of the human life.</p> <p>SPAG mat Summer Week 1</p>	<p>H: Write in clear, detailed paragraphs</p>	<p>own. They can also be drawn.</p>
<p>Topic 1</p> 	<p>Lifecycles. Look at the pictures of the various animals. Research to find out which ones have the egg growing inside the body and which ones hatch outside of the parent. Cut and stick them into 2 separate columns.</p>		<p>Separate sheet needed.</p> <p>Have you found out anything that you didn't know before?</p>
<p>Topic 2</p>	<p>Can you make an animal lifecycle in a fun and creative way? You can choose from any number but the frog or butterfly ones are easy and interesting to follow. The following are useful clips.</p> <p>https://www.youtube.com/watch?v=wqddneGYkc4</p> <p>https://www.youtube.com/watch?v=jivWeOrCaEI</p>	 	 
<p>Extra</p>	<p>MINDFULNESS</p> <p>If you are near a field of daisies, try making a daisy chain.</p> 	<p>NAMES.</p> <p>What do you think of your name? Do you like it? Do you think it suits you? Why do we have names? Do you know the story of how you were named? If you had the choice, what would you</p>	<p>CALMING ACTIVITY</p> <p>Find a quiet place. Lie with your back on the floor and place a soft toy on your tummy. Breathe in and out slowly and deeply</p>

		call yourself? How would you feel if your name was taken away and you were given a number instead? Is it important to remember people's names? Why?	and try to concentrate on the way your toy rises and falls with your breathing.
--	--	---	---

Email: Y5@ecclesall.sheffield.sch.uk

Remember – please only send one email each week to your teacher and make sure that it comes from an adults' email address. Please put your child's class into the subject line.