




A Parent and Child's Guide to the Foundation Stage

July 2025

Welcome to Ecclesall Primary School

At Ecclesall Primary, our motto “Happy Children, Happy School, Learning Together, Growing together” is very much alive in the school. **Respect, Positivity** and **Kindness** are our values and we talk to the children about these from the very start including how we can show respect, kindness and positivity to all.



Foundation Stage Curriculum

There are seven areas of learning and development that shape educational programmes in early years settings. All areas of learning and development are important and inter-connected.

The prime areas of learning

The prime areas of learning develop essential skills and knowledge for children

- **Communication and Language** – Listening Attention and Understanding and Speaking
- **Physical Development** – Gross Motor and Fine Motor
- **Personal, Social and Emotional Development** – Self Regulation, Managing Self and Building Relationships

The specific areas of learning

- **Literacy** – Comprehension, Word Reading and Writing
- **Mathematics** – Numbers and Numerical Patterns
- **Understanding the World** – Past and Present, People, Culture and Communities, The Natural World
- **Expressive Arts and Design** – Creating with Materials and Being Imaginative and Expressive

Characteristics of Effective Teaching & Learning

- The EYFS also includes the characteristics of effective teaching and learning. We plan activities within the classrooms with these in mind. The characteristics highlight the importance of a child's attitude to learning and their ability to play, explore and think critically about the world around them.
- The three characteristics are;
- **Playing and Exploring** – children investigate and experience things, and 'have a go'
- **Active Learning** – children concentrate and keep on trying if they encounter difficulties, and enjoy achievements
- **Creating and Thinking Critically** – children have and develop their own ideas, make links between ideas, and develop strategies for doing things

Play and Continuous Provision



- Learning through play is an important part of our Early Years classrooms. Children learn best from activities and experiences that interest and inspire them. We provide children with stimulating, active play experiences in which they can explore and develop their learning to help them make sense of the world. We refer to this as our continuous provision. They have opportunities through their play to think creatively and critically alongside other children as well as on their own.
- They are able to practise skills, build upon and revisit prior learning and experience at their own level and pace. Play gives our children the opportunity to pursue their own interests and inspire those around them. The children learn to adapt, negotiate, communicate, discuss, investigate and ask questions. It is important that at times adults take an active role in child initiated play through observing, modelling, facilitating and extending their play.



The Autumn Term in Reception

Aims

- The children are happy to come to school and are forming positive relationships with peers and adults.
- They are learning through play.
- They have adapted well to school routines.
- They are developing a love of learning.
- Beginning to regulate their emotions.
- They are learning to show some independence.
- They are developing a love of books and reading.



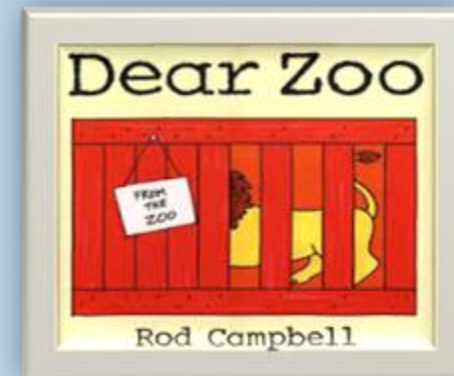

A day in Reception

- School starts at 8.45 am. Please bring your child to the Reception gate in our Y1/Reception playground.
- At 8.45 am- Your child's teacher will meet you at the gate and the children walk from the gate into the classroom.
- Playtime is at 10.20 am.
- Reception lunch is 11.30-12.15 pm.
- Lunchtime play finishes at 12.45pm.
- Home time is at 3.15pm but we start seeing the children out from 3.10pm. Please wait in the Y1/Reception playground and staff will bring the children out to you at the end of the day.
- We ask for your patience at this busy time!



A day in Reception

- Children arrive and self register by matching their name to their photograph
- Morning welcome and song
- Whole class wellbeing check
- Daily Maths Moment
- One to one reading with an adult/Maths focus
- Indoor and outdoor learning
- Snack time
- Playtime
- Phonics lesson
- Focused learning with an adult
- Indoor and outdoor learning
- Lunch
- Focused learning on the carpet
- Literacy based focused learning with an adult
- Indoor and outdoor learning
- Story time/singing
- Home time



Daily routines

- Regular toilet trips
- Regular hand washing
- Access to their water bottle throughout the day in the classroom
- Fruit /veg snack
- Milk for those children who want it up until their fifth birthday (at which point you will need to pay for the milk). Milk can be ordered through ParentPay once you have received your login details. Milk will available for all in the first few days of school.



Snack

- School provides a daily fruit snack such as pears, apples or bananas
- Your child may bring their own fruit/vegetable snack to school
- Please note we allow fruit or vegetable snacks only. Please do not send in alternatives such as fruit winders or other snacks. Thank you
- As a healthy school we also have a 'water only' policy for water bottles.



Lunch

All infant children are entitled to have a free school lunch. Children will have the option of a hot meal such as pasta or jacket potato or a ham, cheese or tuna sandwich. Dessert choices usually include fruit, yogurt or a low sugar biscuit. Children can bring a packed lunch from home if they would like.


In September (usually the second week of term) you will receive your ParentPay login details for school lunches so that you can view the menus and order your child's choice for each day. Please take the time to do this at home so that you know what they are having each day and your child isn't having to make their choice in school.

There are a number of children this year with severe allergies – please make sure that any food you send into school does NOT contain any nuts or products that may contain traces of nuts. Many thanks for your co-operation.

At lunchtime children can have a school lunch or packed lunch from home. You can pre order lunches from home or children can make their choice in class.



Phonics and Reading




- During their time in Reception children will be involved in a variety of reading experiences.
- We follow Twinkl Phonics DFE accredited scheme and we teach phonics everyday.
- Children will bring home a weekly reading book and a reading diary.
- When an adult in school reads with your child they will write in the reading diary.
- When you read with your child please record this in the diary.
- To start with your child will probably bring home a reading book without words to help them develop their vocabulary and story telling skills.

.

Phonics and Reading

- They will also bring home a storybook for you to share together. Some of these books will be from our Reception Recommended Reading List.
- Please ensure your child brings their book to school everyday in their book bag.




School uniform and PE

- School uniform is available to buy through Logo Leisurewear but uniform without the school logo is also acceptable.
- We have a PE lesson in the hall every week.
- Please come to school wearing a PE kit on PE days.
- A white t-shirt (which doesn't have to have the school logo) / school sweatshirt, dark leggings or jogging bottoms and trainers.



Special days

- Last day of every half term are 'dress as you please' days.
- On World Book Day children come to school dressed as book characters.
- We celebrate the end of the year with our annual Bug Ball and children come to school dressed in mini beast themed clothes.



How can I prepare my child for starting school?

- Starting school is a big step for you, as well as for your child, it is a good idea to prepare yourself for the change, along with helping your child with the transition.
- You will probably have mixed emotions on your child's first day.
- Try not to show your child if you are feeling upset, as this can unsettle them.
- If your child seems unsettled, this often does not last long once you have gone.
- Quick handovers are important if your child is upset.
- There are far too many exciting distractions. Remember that you can always phone school later to check how they are.
- We will ring you if there are any issues.
- Please share the wellbeing for starting school ideas with your child.



Well-being for starting school

Starting school is a very exciting time but we understand that some children may feel a little bit worried. Your child's new Teacher(s) and Teaching Assistant(s) will do everything that they can to help your child to feel happy and settled when they start school.



I am Mrs Firth. I am the Panda class teacher.




I am Mrs Biddles. I am one of the teaching assistants in Reception



I am Mrs Gregory. I am one of the teaching assistants in Reception



I am Mrs Ramsey. I am Polar teacher on a Monday and Tuesday.



I am Mrs Goodwin. I am Polar teacher on a Wednesday, Thursday and Friday.



I am Mrs Cartwright. I am one of the teaching assistants in Reception.



I am Mrs Hoole. I am the Koala class teacher.



I am Mrs Britcher. I am one of the teaching assistants in Reception.

Ideas for supporting your child's well-being for starting school






Clearly explain your morning routine to your child explaining that they will say goodbye to you at the gate or classroom door before coming into their classroom.



Talk to your child about their feelings related to starting school and help them to understand that all of these feelings are normal and ok and that lots of children will feel the same.



Read books about starting school and making new friends. Talk about things that may be the same or different in the books that you share.



Talk positively to your children about school. Discuss the adults that are going to be in the classroom and read the welcome booklet to familiarise them with the school.

Lenny the Therapy Dog

- On Mondays a lovely Therapy Dog called Lenny who's a black Labrador visits school. Each week he spends time with a different year group, children can have a stroke or enjoy reading to him. If your child has an allergy or you wish for your child not to have contact with Lenny then please notify school.



What skills are needed?

- It is not expected that children are reading and writing. Give plenty of opportunities to enjoy mark making, such as painting and share books together.
- Good personal skills are important, try and encourage your child with turn taking, sharing, asking for help and interacting with others.
- Supporting your child to become more independent will help them to cope in the new school environment.

Important skills include:

- Using the toilet independently
- Turning on taps, washing and drying hands
- Wiping their own nose, putting used tissues in the bin, catching coughs and sneezes and then washing hands
- Dressing and undressing
- Taking their coat on and off
- Recognising their name
- Learning nursery rhymes and sharing stories are really important

Communicating with school

- Ring the school office -2663137
- Email the office- enquiries@ecclesall.sheffield.sch.uk
- Please contact the school if your child is unwell and let us know they won't be in school
- Please let us know if someone different is picking your child up at the end of the day
- In the first term each parent will have a parents evening with your child's class teacher
- If you have any worries or concerns that you want to discuss with your class teacher, please see them at the end of the day once the children have been collected or email or ring the school office.

School Website

You will be able to access information about what we are doing through the Reception curriculum section of our website.

<https://ecclesallprimary.co.uk/reception/>

This will include documents such as:

- Knowledge organiser
- Curriculum jigsaw
- Weekly parents notice
- More information about the curriculum will be shared with you in Autumn 1



Things to remember

- Extra piece of fruit/veg for snack if you wish
- Named water bottle
- Book bag everyday
- Please remind your children about good hygiene, regular handwashing, coughing, sneezing, tissues in bin etc
- All uniform and shoes named
- Named waterproof coat and appropriate items for different weather conditions
- Come to school in PE kit on PE days (we will let you know which day is our PE day)
- Spare named clothes are helpful in a draw string bag



Things to remember continued...

- Please do not bring any toys from home into school.
- If your child has sickness or diarrhoea they are not permitted to return to school until 48 hours after the last episode.
- If your child has a temperature please do not send them to school as this is an indication that they are unwell.
- We love celebrating the children's birthdays in school and singing Happy Birthday but please do not bring any sweet treats to share with the class as we have a number of allergies and dietary requirements in each class.

General information

School starts at 8.45am and finishes at 3.15pm for all Reception children. Your child's teacher will meet and greet at the Reception gate. At the end of the day the teacher will bring the children out to you. Home time can be quite busy and we ask for your patience please to ensure that all children are personally handed over to you. To help us, please make yourself visible to the class teacher and stand where you can be seen. Many thanks.

Please note that the car park is for staff only. Our school gates are closed between 8.30am and 9.00am and 3.00pm-3.30pm.

Medicines – If your child has a long term medical condition e.g. asthma you will need to fill in a care plan for your child. We are not able to administer any unprescribed medicine e.g calpol however if your child is prescribed medicine you will need to take it into the office where you will need to fill out a form.